



Mini Missions

A day of
family fun

We've got lots of things to do for Mother's Day. Start with a pancake tower, go shadow hunting and make that special person smile with a great-ful jar.

Share your adventures by using **#BodenMiniMissions** or uploading to our gallery at boden.com/mini-missions

MiniBoden

The pancake pile-up

Make these easy-peasy-only-three-ingredients pancakes and see who can create the tallest stack.

You'll need:

For the pancakes

- 2 eggs
- 2 bananas (the riper the better)
- 8 tbsp oats
- 6 tbsp coconut oil (to fry)

For the toppings

- Handful of fresh berries
- 6 tbsp natural yoghurt
- A drizzle of maple syrup

Step 1:

Whisk the eggs in a bowl and mash the banana into it. Add the oats and give it a good stir.

Step 2:

Heat the coconut oil and when the pan is hot, add some batter. Fry on one side for two minutes, then turn over and fry for a further minute or so, until cooked through. Repeat with the rest of the mixture.

Step 3:

Pile the pancakes up and drizzle over maple syrup, berries and yoghurt (yummy).



I stacked pancakes

..... stacked pancakes

Shadow tracing

Go on a walk and try some shadow drawings.

You'll need:

Chalk
Large sheets of paper and crayons
(if not using pavement)
A sunny day

1. Take it in turns to trace each other's shadows onto the pavement or a piece of paper.
2. Go on a shadow hunt and trace other shadows you see such as a tree, climbing frame or maybe a passing cat (but be quick - when the cat moves so does the shadow).


Did you know?

A shadow is created by an object blocking the light. Mid-morning is one of the best times for them (and good to wear off those pancakes).

Great-ful jar

Write down all the reasons you think someone is great and pop them in the jar for them to read.

You'll need:
An empty jar
Printed templates
Scissors
Pencils/crayons



1. Fill in the blanks with your lovely words.

2. Carefully cut everything out with a grown-up's help.

3. Decorate the jar and pop the strips of paper in.

4. Give the jar of happiness to someone special.

You are...

You make me laugh by...

You make the best...

Thank you for helping me to...

You're always so...

.....

.....

.....

.....

I love it when you...

Thank you for helping me to...

You make me feel...

You're great at...

We have fun together when...

.....

.....

.....



.....



Get decorating



Colour in the designs, cut them out
and stick them on your jar.



Draw someone
special here

