



Mini Missions

# Design a jolly sweater





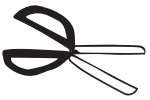
Get ready to create the ultimate  
festive sweater with our fun stencils.  
Leave no sleeve undecorated.

Share your creations by using  
**#BodenMiniMissions** or uploading to our  
gallery at [boden.com/mini-missions](https://boden.com/mini-missions)



# Get crafty

Use the stencils on this page and the next to design your sweater.  
All you need to do is cut around the dotted lines with a grown-up's help.



These characters are inspired by our own Mini festive styles.

# Pencils at the ready




Need some inspiration to get you started? Take a look at some sweaters our design elves created.



# Create your own design

Show off your skills by popping the stencils on the sweater and drawing around them. Then, use your brightest pencils to colour them in. The snazzier the better.



You can print out this page as many times as needed to do more than one sweater.



# Spot the difference

Fair Isle is a special knitting technique where colourful patterns are knitted into rows. Can you find the five differences between these two festive Fair Isle designs?



Did you know?

Fair Isle is one of the Shetland Islands where this knitting style comes from.



Don't forget to recycle this paper once you're done.