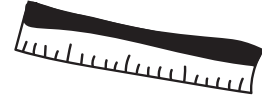


# Measure Mini feet



Don't leave picking the right shoe size to luck.  
Follow our guide...

1

Print the chart on the next page. **Don't forget to set your printer to 100% or 'do not scale'.**

5

Repeat for the other foot (if different then use the measurements from the biggest foot).

2

Place the chart on a hard floor.

6

Go to [boden.com](http://boden.com) to find the right shoe size.

3

Pop one foot on the chart, stand up nice and tall with the back of the heel against the line (no hopping, please).

7

Head out to play.

4


Measure to the end of the big toe. Jot down the measurement.

Left foot

\_\_\_\_\_ inches

Right foot


\_\_\_\_\_ inches



MiniBoden

10  
9  
8  
7  
6  
5  
4  
3  
2  
1  
0

Who's the closest  
to your size?



Pheasant  
2 1/2 inches



Dog  
1 3/4 inches



Deer  
2 inches



Badger  
2 1/4 inches



Horse  
4 3/4 inches

Inches

PLACE THE BACK OF YOUR HEEL TO THIS LINE